

Elettropompe monoblocco normalizzate EN 733 (DIN 24255)

Close-coupled electric pumps according to EN 733 (DIN 24255)

Electropompes monobloc normalisées EN 733 (DIN 24255)

Monoblock Normkreislumpen EN 733 (DIN 24255)

Electrobombas monobloque normalizadas EN 733 (DIN 24255)

Catalogo generale

General catalogue

Catalogue général

Hauptkatalog

Catálogo general

PRESTAZIONI - PERFORMANCES - CARACTERISTIQUES - LEISTUNGSBEREICH - PRESTACIONES

MNE50-160

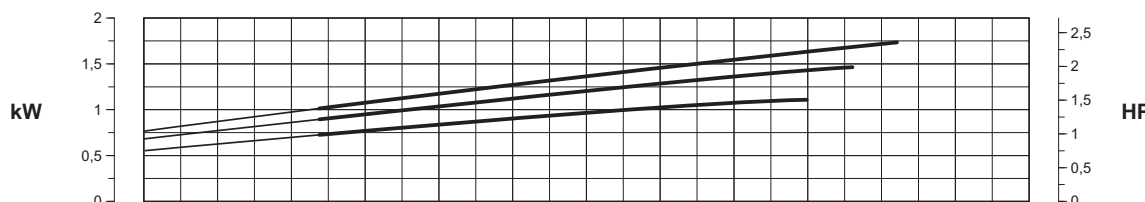
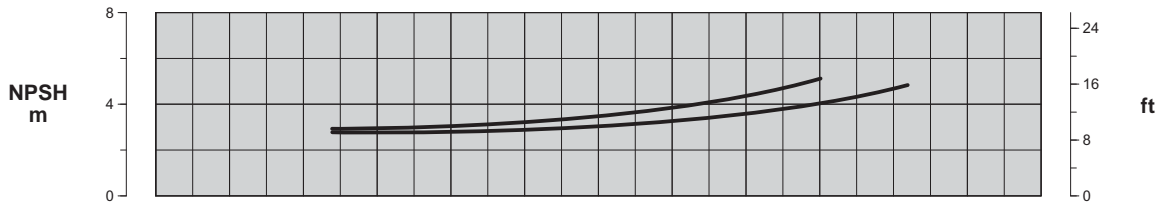
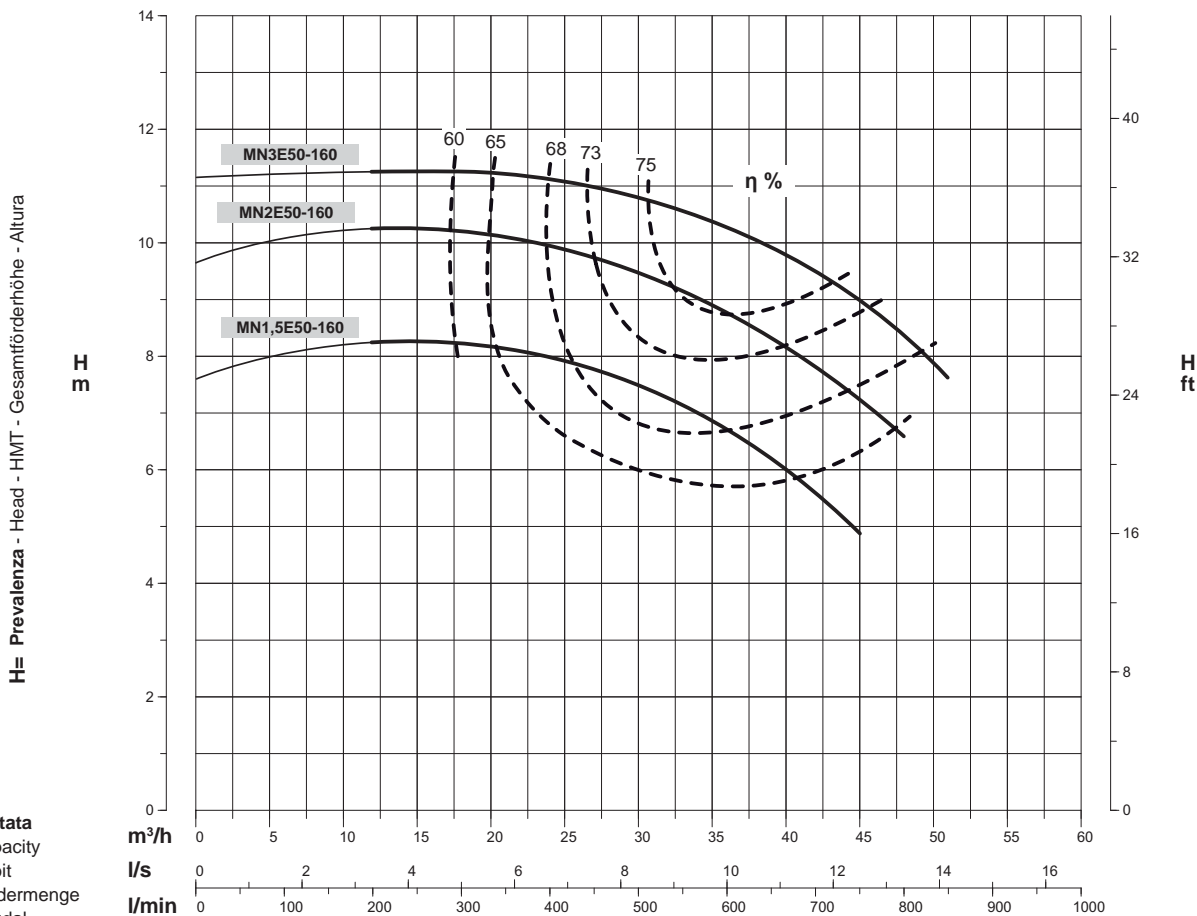
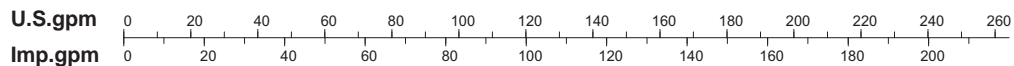
Prestazioni a
Performances at
Caractéristiques à
Leistungsbereich bei
Prestaciones a

4 Poli
4 Poles
4 pôles
4-polig
4 polos

50Hz

Aspirazione x Mandata
Inlet x Outlet
Aspiration x Refoulement
Ansaugöffnung x Drucköffnung
Aspiración x Impulsión

65 x 50



Curve per liquidi aventi densità 1000 kg/m³ - viscosità 1 mm²/s alla temperatura di 20°C
Curves established for liquid density 1000 kg/m³ - viscosity 1 mm²/s - temperature 20°C
Courbes établies pour liquides densité 1000 kg/m³ - viscosité 1 mm²/s - température 20°C
Leistungskurve für Flüssigkeiten mit Dichtigkeit von 1000 kg/m³ - Viskosität 1 mm²/s - Temp. 20°C
Curvas para líquidos con densidad 1000 kg/m³ - viscosidad 1 mm²/s a la temperatura de 20°C

η %
Rendimento della pompa
Pump efficiency
Rendement de la pompe
Wirkungsgrad
Eficiencia de la bomba

Tolleranze ISO 9906 - Annex A
Tolerances ISO 9906 - Annex A
Tolérances ISO 9906 - Annexe A
Toleranzen ISO 9906 - Anhang A
Tolerancias ISO 9906 - Apéndice A

PRESTAZIONI - PERFORMANCES - CARACTERISTIQUES - LEISTUNGSBEREICH - PRESTACIONES

MNE50-160

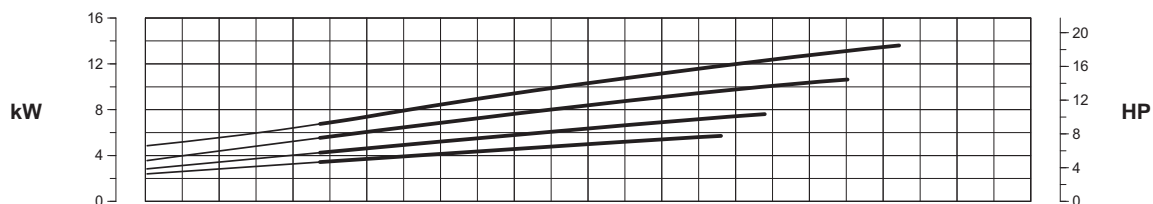
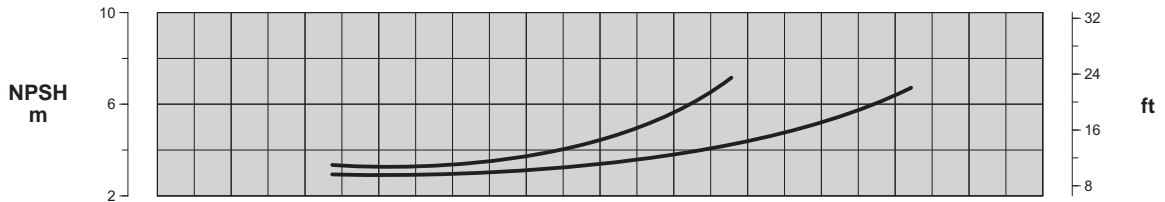
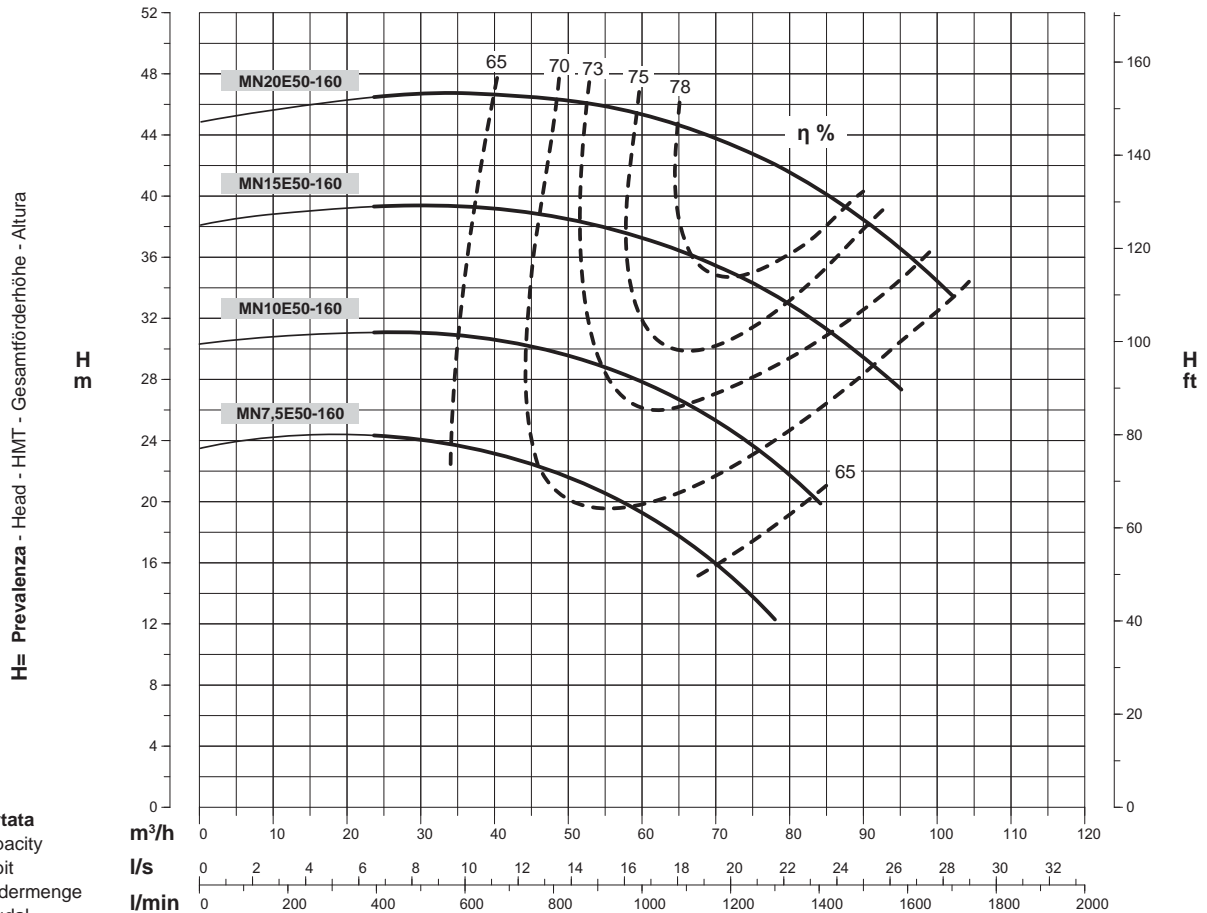
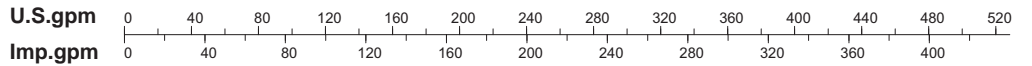
Prestazioni a
Performances at
Caractéristiques à
Leistungsbereich bei
Prestaciones a

2 Poli
2 Poles
2 pôles
2-polig
2 polos

50Hz

Aspirazione x Mandata
Inlet x Outlet
Aspiration x Refoulement
Ansaugöffnung x Drucköffnung
Aspiración x Impulsión

65 x 50



Curve per liquidi aventi densità 1000 kg/m³ - viscosità 1 mm²/s alla temperatura di 20°C
Curves established for liquid density 1000 kg/m³ - viscosity 1 mm²/s - temperature 20°C
Courbes établies pour liquides densité 1000 kg/m³ - viscosité 1 mm²/s - température 20°C
Leistungskurve für Flüssigkeiten mit Dichtigkeit von 1000 kg/m³ - Viskosität mm²/s - Temp. 20°C
Curvas para líquidos con densidad 1000 kg/m³ - viscosidad 1 mm²/s a la temperatura de 20°C

η %
Rendimento della pompa
Pump efficiency
Rendement de la pompe
Wirkungsgrad
Eficiencia de la bomba

Tolleranze ISO 9906 - Annex A
Tolerances ISO 9906 - Annex A
Tolérances ISO 9906 - Annexe A
Toleranzen ISO 9906 - Anhang A
Tolerancias ISO 9906 - Apéndice A